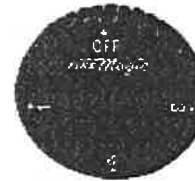




## **Please follow these instructions when using the Grills**


**1 Turn the Gas Timer to 1 hour**



**2 Turn the Pilot Light Control On**




**3 Open the Burner Ignition Door and light the Pilot**




**4 Turn the Burner of Choice on**



**Please Remember to TURN OFF the Gas Timer, Pilot Control and Burners**



Enjoy Your Meal



Ignition Door Lock Code: 148